

### Technical data

Nominal Voltage	$U_N$	12 V
Operating Voltage	$U_{OP}$	9 V...15 V
Voltage Drop	$\Delta U$	$\leq 100$ mV @ IN
Pull- In Voltage	$U_I$	$\leq 9$ V @ TP
Pull-Off Voltage	$U_O$	$\geq 2,5$ V @ TP
Test Voltage	$U_P$	13 V $\pm$ 0,2 V
Coil Current	$I_C$	$\leq 165$ mA $\pm$ 10 mA
Operate Time with Load	$T_P$	100.000 times/TP IN 2"ON / 2"OFF
Nominal Current	$I_N$	30/40 A
Max Continuous Current	$I_{CM}$	23 °C 30 A N/C 40 A N/O 85 °C 21 A N/C 26 A N/O
Max Switching Current	$I_{SCA}$	ON 45 A N/C 120 A N/O OFF 40 A N/C 60 A N/O
Operating Temperature	$T_{OP}$	-40 °C...+85 °C
Storage Temperature	$T_{STO}$	+110 °C @ 2 h
Test Temperature	$T_P$	+20 °C $\pm$ 2 °C
Unit Weight	W	29 g

### Materials

Baseplate	Nylon PA 6,6 + 30 % Glass fibre White
Cap	Nylon PA 6,6 + 15 % Glass fibre
Bobbin Wire	12 V P155 IEC 60317
Spring	Cu Be 17410 ½ HT
Terminals	Cu Zn (6,3 x 0,8 mm)
Fixed Contact	Ag SnO2
Moving Contacts	Ag SnO2
Metal Bracket	CK 67 Hardness 490 $\pm$ 525 HV1

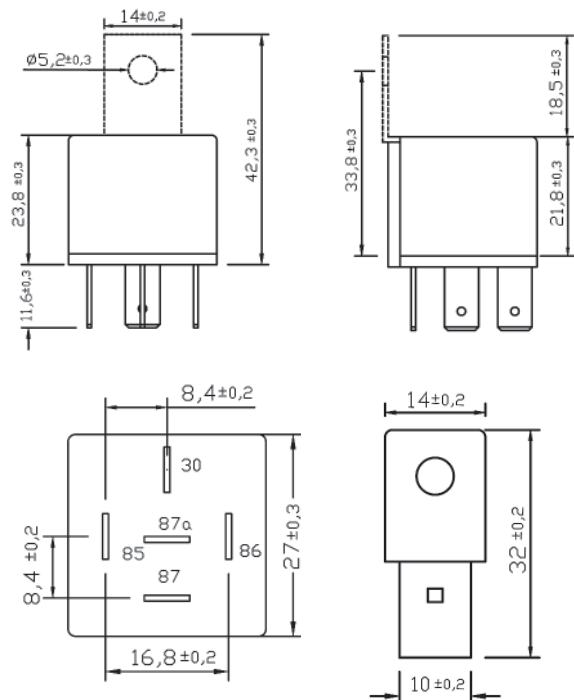
### Approvals

In conformity with:	ISO 7588 – DIN 46244 – ISO 8092 UNI EN ISO 9001-2000 EU Dir. 2002/95/EC RoHS DIR. 95/54 CE REG. 10 ECE-ONU/02 DIN 40050: IP5K4 Terminals pointing downwards IMDS: 75948 IMDS: 81250213 Homologated e3 E3
---------------------	---



**R2x-2B5-0-40**  
Change Over – Type B

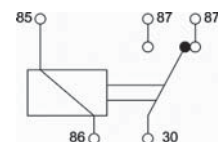
### Dimensions



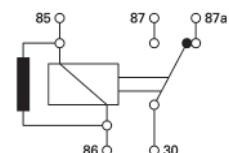
**Bracket – cod. BS-01**

### Wiring diagram

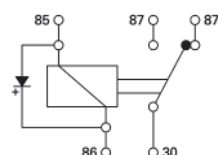
**R20-2B5-0-40**



**R2R-2B5-0-40**



**R2D-2B5-0-40**



**Note:** Recommended polarity:  
86+ & 30+



Resistor Carbon Film  
560  $\Omega$   $\pm$  5%



Diode IN4007  
1000 V 1 A